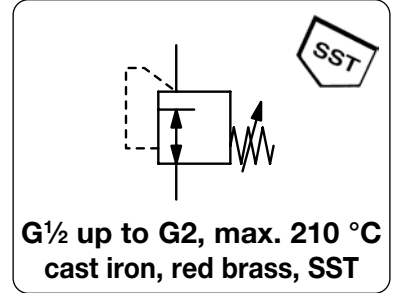


PRESSURE REGULATOR FOR STEAM UP TO 210 °C / 410 °F

RU

Description	Directly acting pressure regulator with stainless steel inner parts suitable for steam and compressed air.	
Media	compressed air, non-corrosive gases or steam with dryness of at least 98%	
Supply pressure	RUG: max. 19 bar at 210 °C / 410 °F, max. 17 bar for red brass version RUH: max. 10 bar at 184 °C / 363 °F	
Air consumption	without constant bleed	
Adjustment	by plastic knob	Relieving function non-relieving
Gauge port	not available	Mounting position any
Temperature range	RUG: max. 210 °C / 410 °F,	RUH: max. 184 °C / 363 °F
Material	Body: spheroidal cast iron EN-GJS-400-18-LT (GGG40.3), optionally red brass Rg5 or stainless steel 1.4404 at RUG Spring cage: epoxy-coated aluminium, nickel-plated aluminium at RUG Inner valve / bellows: stainless steel 1.4404 and 1.4571 O-ring / seal: EPDM and PTFE	



Dimensions			Nominal size	K _v -value	P ₁ max.	Connection thread	Pressure range	Order number
A	B	C	DN	(m³/h)	bar	G	bar	
mm	mm	mm						

Pressure regulator for steam								RU
								supply pressure max. 10 / 19 bar, non-relieving, spheroidal cast iron
83	182	55	15	1.5	19	G½	0.14...1.7 1.4 ...4.0 3.5 ...8.6	RUG-04A RUG-04B RUG-04C
96	182	55	20	2.5	19	G¾	0.14...1.7 1.4 ...4.0 3.5 ...8.6	RUG-06A RUG-06B RUG-06C
108	182	55	25	3.0	19	G1	0.14...1.7 1.4 ...4.0 3.5 ...8.6	RUG-08A RUG-08B RUG-08C
134	220	67	25	6.8	10	G1	0.14...1.7 1.4 ...4.0 3.5 ...9.0	RUH-08A RUH-08B RUH-08C
134	220	67	40	11.5	10	G1½	0.14...1.7 1.4 ...4.0 3.5 ...9.0	RUH-12A RUH-12B RUH-12C
134	220	67	50	15.0	10	G2	0.14...1.7 1.4 ...4.0 3.5 ...9.0	RUH-16A RUH-16B RUH-16C



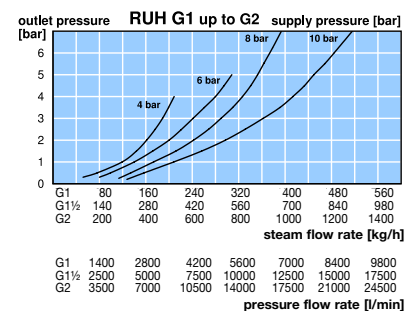
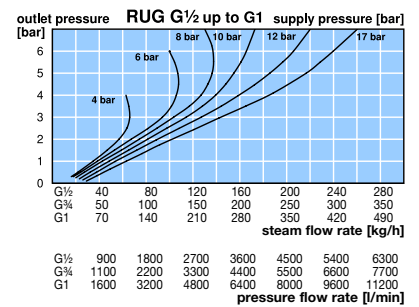
RUG-04A



RUG-04BSF
made of stainless steel, with flange

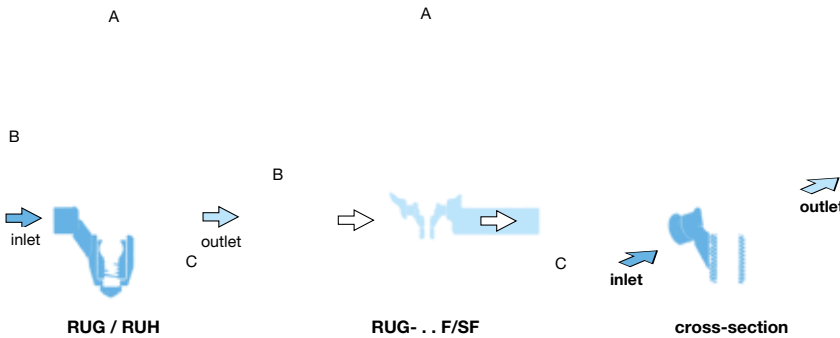
Special options, add the appropriate letter

stainless steel 1.4404	body with connection thread	for RUG	RUG-0...S
	body with flange	for RUG	RUG-0...SF
red brass Rg5	body of red brass Rg5, P ₁ max. 17 bar	for RUG	RUG-0...R
flange of spheroidal cast iron	GGG40.3	for RUG	RUG-0...F



Special

9



Model	A	B	C
RUG-04R/S	83	192	62
RUG-06R/S	96	192	62
RUG-08R/S	108	192	62

Model	A	B	C
RUG-04F/SF	150	182/192	55/62
RUG-06F/SF	150	192/192	55/62
RUG-08F/SF	160	192/192	55/62

PDF CAD
www.aircom.net



Order example:
RUG-04A